

---

# LANDLORD CONSENT FORM

---

**enable**  
Fibre Broadband

## Installing fibre into your rental property.

Enable has received a request to install our fibre broadband into your rental property.

In order for Enable to start the work, we require your consent as property owner (or authorised agent of the property owner). Please review this document, complete the last page and return to Enable.

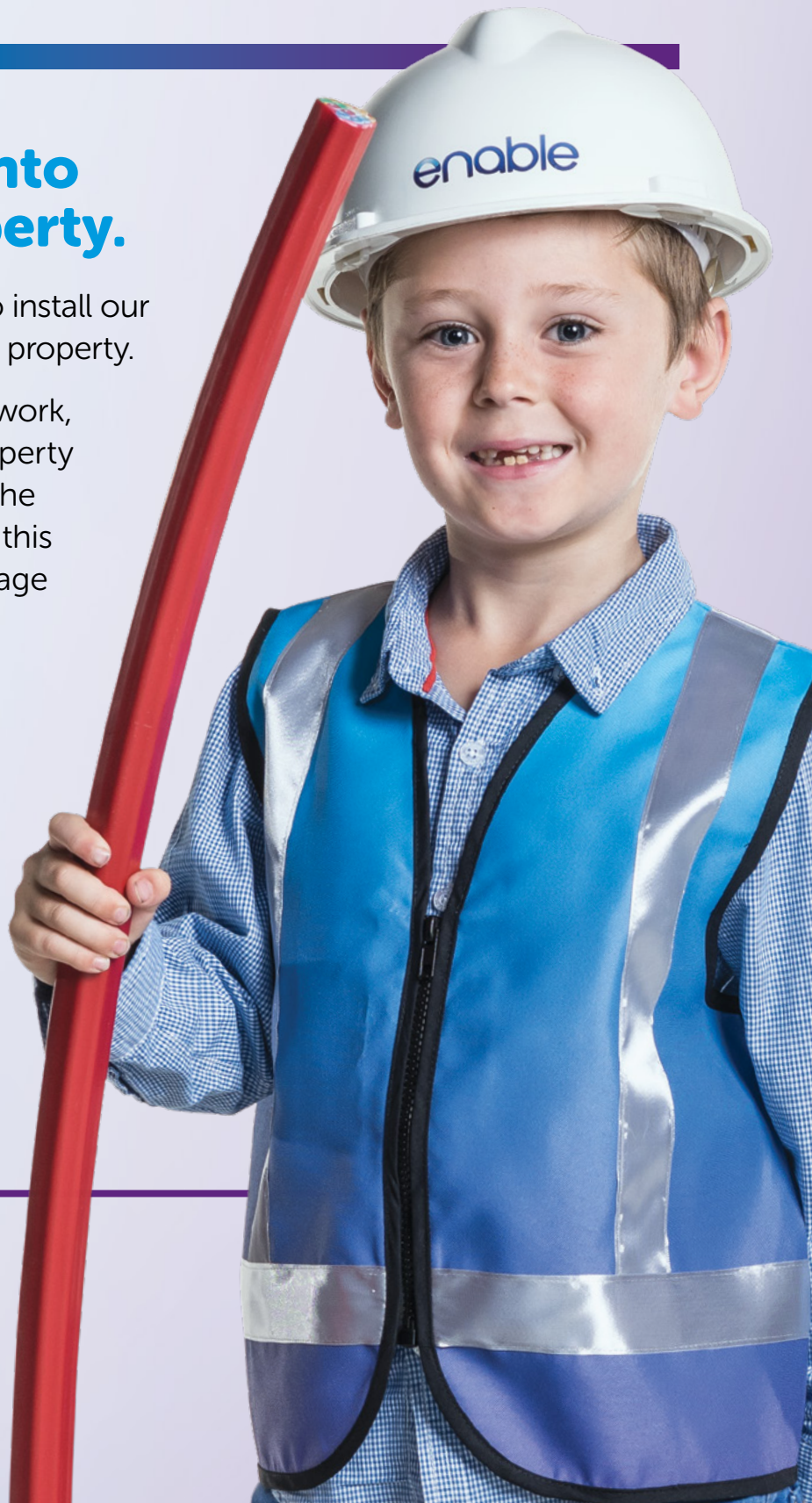
*Bostyn*  
Enable Expert

---

### Questions or Concerns?

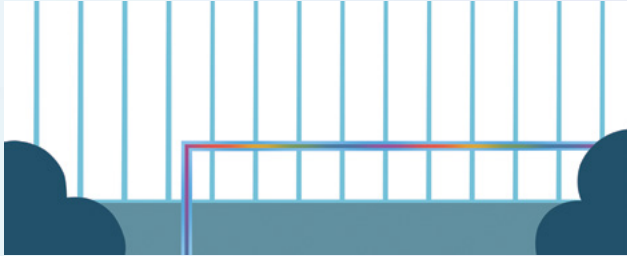
Call us on **0800 434 273**  
or email **consents@enable.net.nz**

or visit our website  
**enable.net.nz**




# Installing fibre broadband at your property

In most cases, we install fibre broadband from the footpath into a home or building via one or a combination of the following methods:




- 1 Fence Line**  
Surface mounting the fibre cable to a suitable surface, such as the railing on a fence.



- 2 Underground Thrusting**  
Burying the fibre cable under the ground using an underground drilling machine. Please note that this method is not suitable in some ground conditions.



- 3 Narrow Trenching**  
Creating a very narrow cut (approx. 12mm) in a hard surface (such as concrete) usually following an existing joint, installing the fibre cable and reinstating.



- 4 Trenching**  
Opening a trench in the ground in order to bury the fibre cable and reinstating the surface once the cable is installed.

Digging may be required for some of the installation methods. We aim to minimise disruption and will reinstate any surface we disturb on a "like for like" basis, for example asphalt where there is asphalt or grass seed where there is grass. We cannot guarantee to match the surface finish or colour and our reinstatement is limited to the surface we have disturbed.

We may be able to use existing ducting as part of the installation if:

- the property has unused telecommunication duct available, and you can demonstrate ownership of it.
- Enable has installed red duct on the property in the past.

## Enable's commitment to you

We are committed to ensuring our network installation work has minimal impact on your property.

- All work will be carried out to a professional standard in accordance with legal requirements and industry standards.
- We will use the installation method that has the least impact on your property.
- Our contractors will conduct themselves professionally while working on your property.
- We will always try to give you reasonable advance notice, including a description of the work and the identity of the contractor who will be sent to carry out the work.
- Our contractors will endeavour to minimise disruptions and will leave your property in a neat and tidy state once the work is complete.

# Installation consent form Landlord (or authorised agent)



You can quickly and easily submit this form online.  
Simply visit [enable.net.nz/consent](https://enable.net.nz/consent)

Address of rental property or properties ("Property") that you are providing consent for:

---

---

Order # (if known) \_\_\_\_\_

I give my consent for Enable Networks Limited and its approved contractors to access the Property and any shared accessway to install, inspect, maintain, repair and remove fibre broadband and related network equipment. This consent will continue while such infrastructure and/or equipment remains at the Property and any shared accessway.

I acknowledge that Enable has continuing ownership of the network and equipment it installs and agree that it must not be worked on or interfered with, without Enable's prior written consent. If another entity takes over responsibility for installing or maintaining the network, then my consent and its terms will apply to that new entity.

Signed \_\_\_\_\_

Name \_\_\_\_\_

Phone \_\_\_\_\_

Daytime Phone \_\_\_\_\_

Email \_\_\_\_\_

Date \_\_\_\_\_

**I am authorised to sign this form and provide consent because I am:**

the legal owner of the Property; or

an authorised agent of the Property Owner (e.g. Property Manager)

Comments/Considerations/Conditions

---

**Please complete this form and return to Enable by email, post or fax.**

**Post:**

**Attn: Customer Service Desk**

Enable Networks Ltd

PO Box 9228

Tower Junction

Christchurch 8149

**Email:** [consents@enable.net.nz](mailto:consents@enable.net.nz)

**Fax:** 03 339 2164

"Thanks! You are now one step closer to connecting your property to fibre broadband."

**Be an Enable Expert**

Enable is committed to ensuring your privacy is protected and will at all times comply with our obligations under the Privacy Act 1993.

