
SHARED ACCESSWAY CONSENT FORM

enable
Fibre Broadband

Installing fibre via your shared driveway, right of way or accessway ("Accessway").

Enable has received a request to install our fibre broadband into a property on your Accessway.

We've planned the required work and classed it as a category 3 build under the property access rules. This means we need consent from the owner of each property with legal entitlement to use the Accessway (or the owner's authorised agent). Please review this document, complete the last page and return to Enable.

Bostyn
Enable Expert

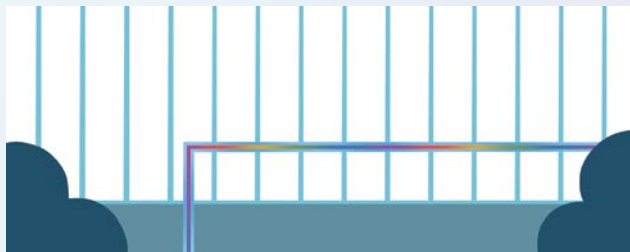
Questions or Concerns?

Call us on **0800 434 273**
or email consents@enable.net.nz
or visit our website
enable.net.nz




Installing fibre broadband in your Accessway

In most cases, we install fibre broadband from the street into the Accessway via one or a combination of the following methods:




- 1 Fence Line**
Surface mounting the fibre cable to a suitable surface, such as the railing on a fence.



- 2 Underground Thrusting**
Burying the fibre cable under the ground using an underground drilling machine. Please note that this method is not suitable in some ground conditions.



- 3 Narrow Trenching**
Creating a very narrow cut (approx. 12mm) in a hard surface (such as concrete) usually following an existing join, installing the fibre cable and reinstating.



- 4 Trenching**
Opening a trench in the ground in order to bury the fibre cable and reinstating the surface once the cable is installed.

Digging may be required for some of the installation methods. We aim to minimise disruption and will reinstate any surface we disturb on a "like for like" basis, for example asphalt where there is asphalt or grass seed where there is grass. We cannot guarantee to match surface finish or colour and our reinstatement is limited to the surface we have disturbed.

We may be able to use existing ducting as part of the installation if:

- The properties on the Accessway have unused telecommunication duct available, and can demonstrate ownership of it.
- Enable has installed red duct to properties on the Accessway in the past.

Please note that by providing consent, you are also consenting to any additional work that may be required in the future by Enable's contractors to connect other properties with legal entitlement to use the Accessway.

The Privacy Act 1993 precludes Enable advising any details as to which parties in a shared Accessway have or have not provided their consent.

Enable's commitment to you

We are committed to ensuring our network installation work has minimal impact.

- All work will be carried out to a professional standard in accordance with legal requirements and industry standards.
- We will use the installation method that has the least impact.
- Our contractors will conduct themselves professionally.
- We will always try to give reasonable advance notice, including a description of the work and the identity of the contractor who will be sent to carry out the work.
- Our contractors will endeavour to minimise disruptions and will leave the site in a neat and tidy state once the work is complete.

Accessway consent form

You can quickly and easily submit this form online.
Simply visit enable.net.nz/consent

Address of property or properties ("Property") that you own
on the Accessway which you are providing consent for:

Order # (if known) _____

I give my consent for Enable Networks Limited and its approved contractors to install, inspect, maintain, repair and remove fibre broadband and related network equipment. This consent will continue while Enable's infrastructure and/or equipment remains under, over or along the Accessway.

I acknowledge that Enable has continuing ownership of the network and equipment it installs and agree that it must not be worked on or interfered with, without Enable's prior written consent. If another entity takes over responsibility for installing or maintaining the network, then my consent and its terms will apply to that new entity.

Signed _____ Name _____

Phone _____ Daytime Phone _____

Email _____ Date _____

- I also give consent for Enable to install its network infrastructure and equipment at my property on the same terms as set out above.

Yes, this work can be completed when my tenant orders fibre broadband. No

I am authorised to sign this form and provide consent because I am:

the legal owner of the Property; or an authorised agent of the Property owner (e.g. Property Manager)

Comments/Considerations/Conditions

Please complete this form
and return to Enable by email,
post or fax.

Post:
Attn: Customer Service Desk

Enable Networks Ltd
PO Box 9228
Tower Junction
Christchurch 8149

Email: consents@enable.net.nz

Fax: 03 339 2164

"Thanks! You are now
one step closer to
connecting your
property to fibre
broadband."

Bri Enable Expert

